

INNOSYS inc.

Inexpensive Low Noise
Fast Switching DC High
Voltage Power Supply
DE-SC0021455

InnoSys, Inc.
2900 South Main Street
Salt Lake City, UT 84115
(801) 975-7399
www.innosystech.com

2023 SBIR/STTR Exchange PI Meeting
August 15-17, 2023

DOE Office of Science, Office of Nuclear Physics



Tuesday, August 15th, 2023

Dr. Larry Sadwick and Dr. Jennifer Hwu
sadwick@innosystech.com and hwu@innosystech.com

Minority Women Owned Small Business

1

Outline

- SBIR Topic Background and Need
- Phase II Technical Approach (Brief discussion)
- Specs for the Inexpensive Low Noise Fast Switching DC High Voltage Power Supplies
- Some of the Protections for the Inexpensive Low Noise Fast Switching DC High Voltage Power Supplies
- Some Phase II Examples and Results
- Summary
- Acknowledgements and Questions

Inexpensive Low Noise Fast Switching DC High Voltage Power Supplies Background and Need

- There are needs for inexpensive, highly efficient, very low noise power supplies for magnetrons used in scientific experiments and explorations at USA national facilities and labs as well as other domestic and global applications and uses.
- For example, there is significant need at DOE facilities for a flexible, extremely efficient, modular, low noise family of magnetron power supplies and related electronics that are scalable in output power. These power supplies offer substantial cost reduction and efficiency boost as inexpensive, adaptable, ultra-efficient, compact form factor power supplies for the scientific community as well as numerous commercial, industrial and military applications.
- There is also a need for upgrades to the power supplies and related electronics for high power magnetron systems. This will also significantly increase the up-time, flexibility, innovation and reliability of the magnetron systems while reducing down time and maintenance costs. To address this need, we are investigating and implementing low noise, fast switching, highly efficient power supplies to replace existing power supplies with these state of the art switching power supplies with additional capabilities, features and functions. These switching power supply replacements must be flexible, intelligent and robust enough to meet current and expected future performance standards at National Labs and elsewhere.

Inexpensive Low Noise Fast Switching DC High Voltage Power Supplies Phase II Tech Approach Brief discussion

- Magnetrons tend to wander in frequency, can be noisy and have power level fluctuations and performance non-optimization issues unless locked or synchronized. Synchronization typically requires sophisticated approaches which, if done properly, result in high performance, low cost and highly efficient operation.
- Power consumption and energy use in large national labs and facilities and other such facilities can be extremely high. Properly designed power supplies are needed to more fully take advantage of the capabilities of the magnetrons while dramatically reducing the power consumption, increasing the useable up time and significantly reducing maintenance costs and risks. These power supplies also include a number of safety features, functions, safeguards and protections.
- To address and meet these needs, we are researching, designing and implementing very low noise switching power supplies that cover the range of 1000s of watts to many hundreds of watts and include filament/heater and additional optional power supplies. The design approach for this DOE SBIR is highly scalable.
- The filament heater supply can be included/incorporated as part of the overall power supply. The filament heater supply 'waveform' can be programmable to have a soft start ramp up (either linear or step, digital or analog, etc.). These improvements and enhancements advance the performance, flexibility and use of magnetrons including in fundamental, practical and commercial, industrial and defense applications.

Some of the Specs for the Inexpensive Low Noise Fast Switching DC High Voltage Power Supplies

- The spec for the 2.45 GHz Magnetron is 5kV, 0.5A DC PS with typical operation at 4kV, 0.35A for the maximum output power. The filament PS is 3V (DC is preferred and operated at above isolated HV end), 15A max, 11A operational, can be ramped down and quickly started up.
- The spec for the 915MHz Magnetron is 19kV, 6A DC PS with typical operation at 18kV, 4.75A for the maximum output power. The filament PS is 12.6V (DC is preferred and operated at above isolated HV end), 115A max, 80A operational, can be ramped down and quickly started up. Designed to supply 75 kW and up to 300 kW output power.
- The spec for the 1497MHz unit is HV PS maximum voltage 15kV and maximum current 2.5A. The heater power, normal operation is ~50W; inrush is ~75W. Expected design output power approximately 37.5 kW.
- All power supplies should be scalable to higher power levels.

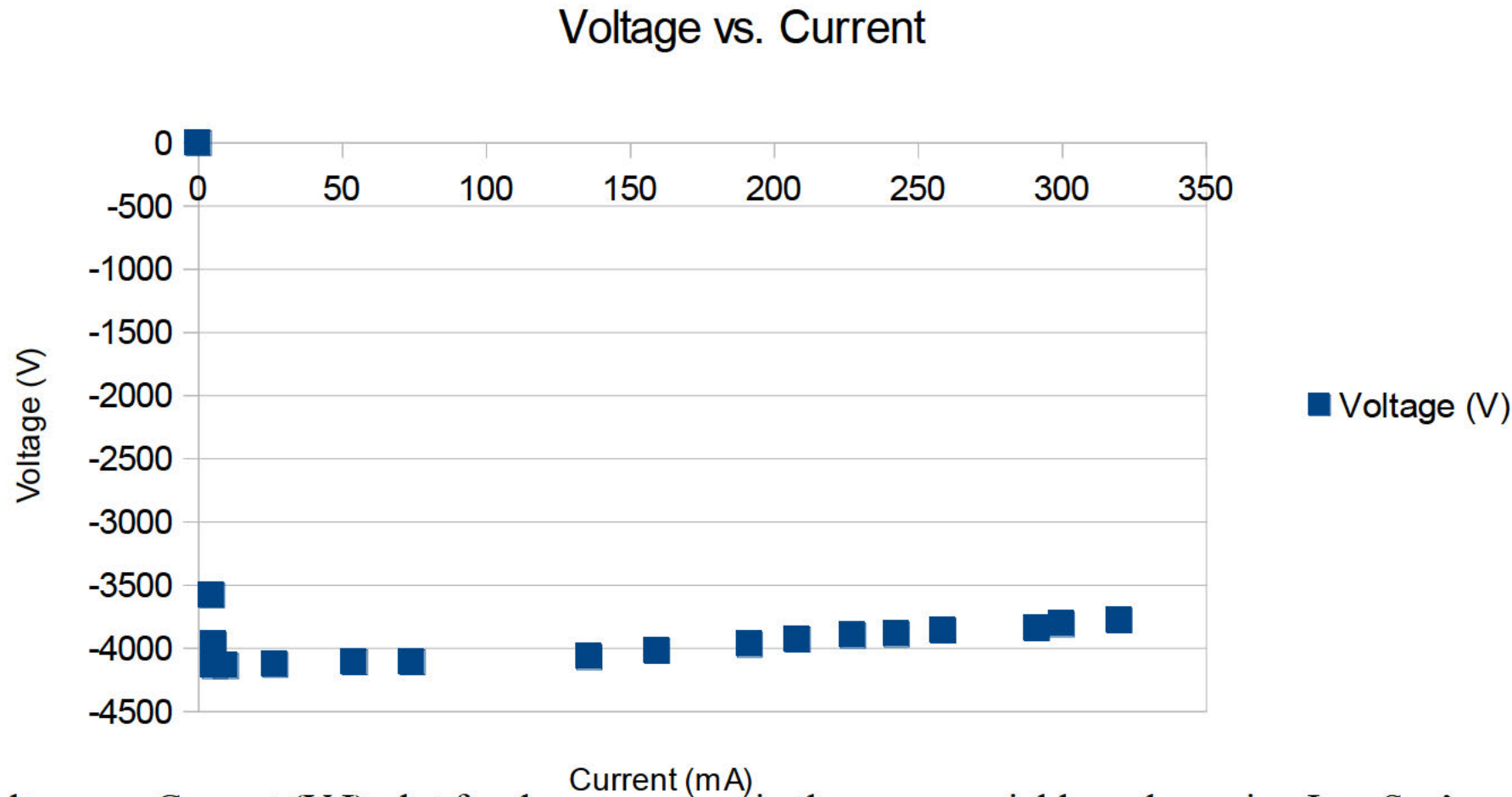
Some of the Protections for the Inexpensive Low Noise Fast Switching DC High Voltage Power Supplies

- The InnoSys power supplies have a number of protection and safety features and safeguards incorporated into the power supply which enable the protection of the power supply, itself, the magnetron, the system environment that the magnetron is in and, most importantly, humans who are interacting with, among other things, the high voltage and high power being used to generate and produce high power RF microwave energy.
- The power supplies are fully short circuit protected, over voltage, over current, over temperature protected and arc protected.
- The protections have been incorporated to detect issues with the performance of the magnetron and head off issues.
- The power supplies support both analog and digital monitoring and control. A number of options are available.
- The power supplies have isolated high voltage floating DC filament/heater power supplies. Both the magnetron current and the filament/heater current (or voltage) can be varied from 0 to 100%.

Some of InnoSys' Inexpensive Low Noise Fast Switching DC High Voltage Power Supplies

- Several versions of the power supply have been designed and implemented by InnoSys.
- These versions of the InnoSys Magnetron DC power supplies are designed to be an extremely low ripple DC out constant current power supply with integrated filament/heater power provided that floats at high voltage.
- Again, all versions of the InnoSys Magnetron DC power supplies are designed to be an extremely low ripple DC out and supply constant current power to the magnetron with integrated filament/heater floating at high voltage power provided.

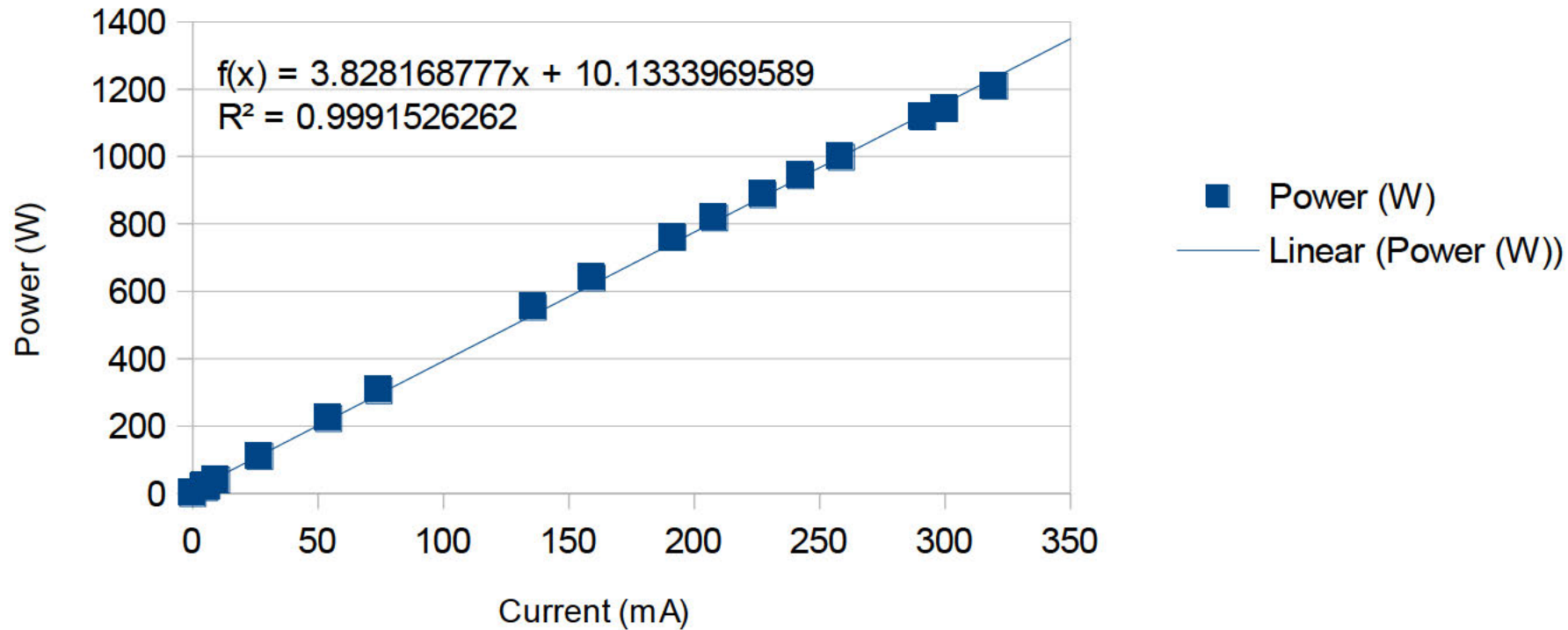
An Example of a Voltage-Current (I-V) Curve using one of InnoSys' Inexpensive Low Noise Fast Switching DC High Voltage Power Supplies



Voltage vs. Current (V-I) plot for the magnetron in the commercial launcher using InnoSys' power supply.

An Example of an Electrical Power vs. Current (P-V) Curve using one of InnoSys' Inexpensive Low Noise Fast Switching DC High Voltage Power Supplies

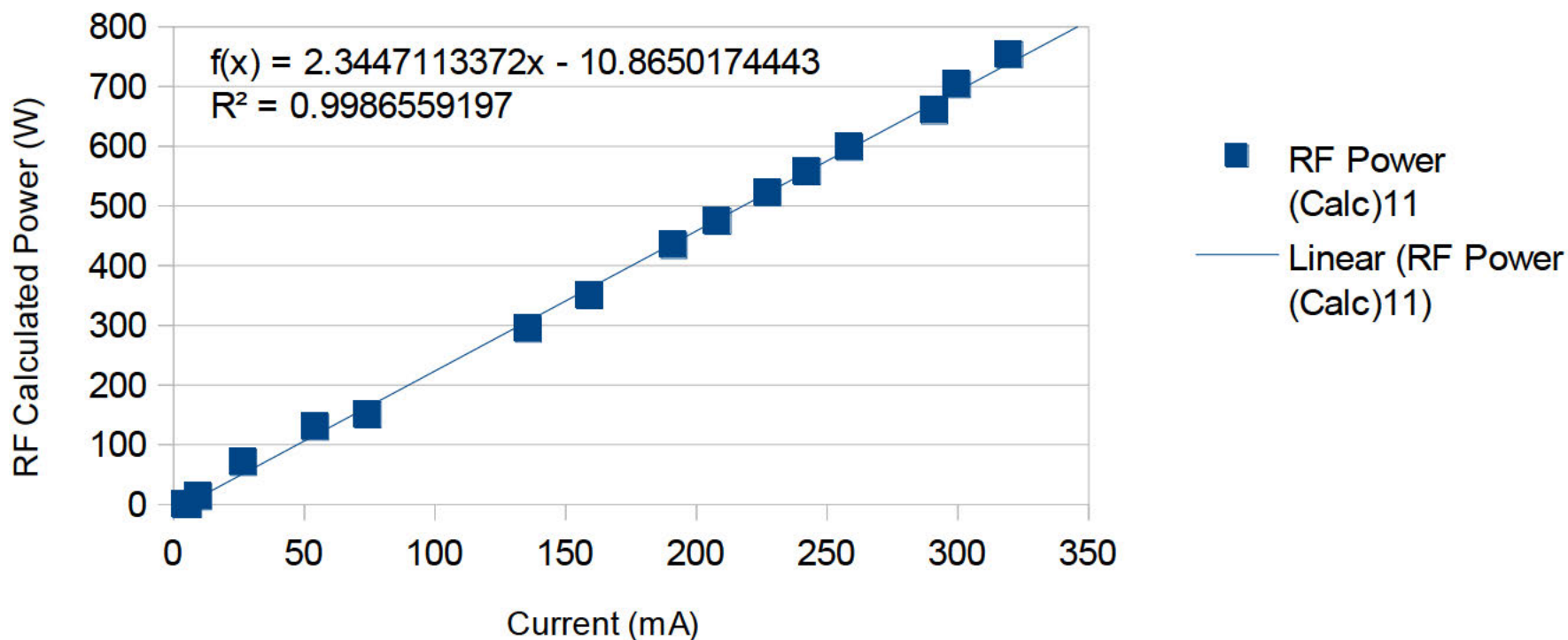
Power vs. Current



Electrical Power vs. Current (P-I) plot for the magnetron in the commercial launcher using InnoSys' power supply.

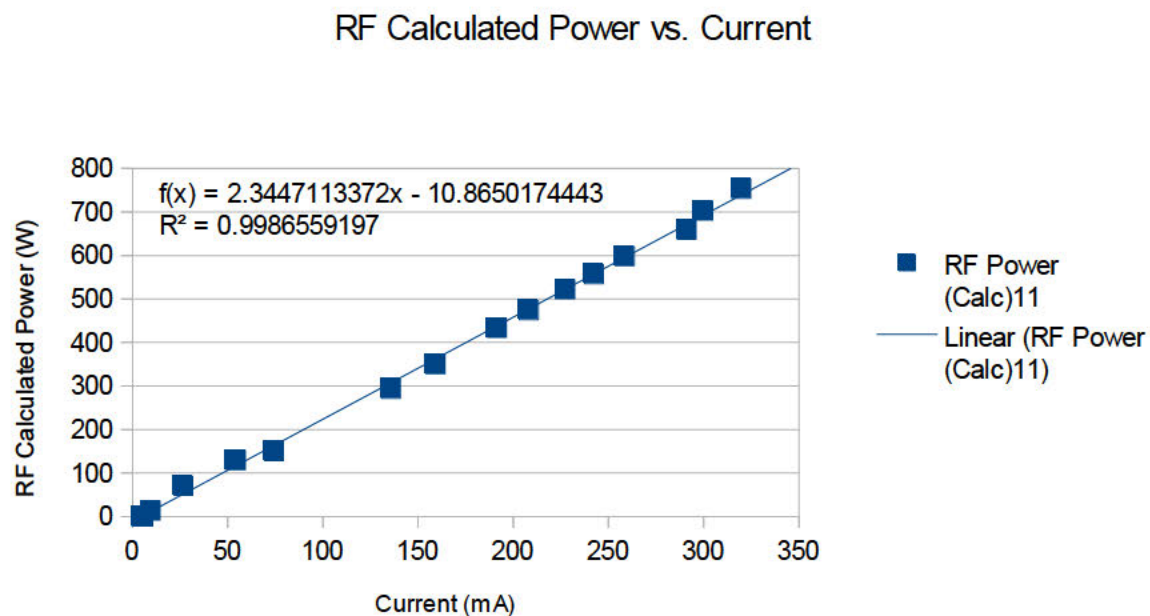
An Example of an RF Power vs. Current Curve **INNOSYS** inc. using one of InnoSys' Inexpensive Low Noise Fast Switching DC High Voltage Power Supplies

RF Calculated Power vs. Current



Experimental RF calculated power vs. current for an attenuation factor of (negative) -64.3.

An Example of an RF Power vs. Current Curve **INNOSYS** inc. using one of InnoSys' Inexpensive Low Noise Fast Switching DC High Voltage Power Supplies



This plot of the RF power supplied by the magnetron to a water cooled load vs. Current (RF-I) for the magnetron in the commercial unit/housing using an InnoSys power supply. Note the excellent linear fit ($R^2 = \sim 0.99869$) of the supplied power to current supplied to the magnetron as measured on an attenuation port for an attenuation factor of -64.3 dB.

A CAD rendering of the front view of the power supply enclosure for the InnoSys magnetron power supply.



A photo of an actual front view of the power supply enclosure for the InnoSys magnetron power supply.



A CAD rendering of the rear view of the power supply enclosure for the InnoSys magnetron power supply.




A CAD rendering of the side/rear view of the power supply enclosure for the InnoSys magnetron power supply.



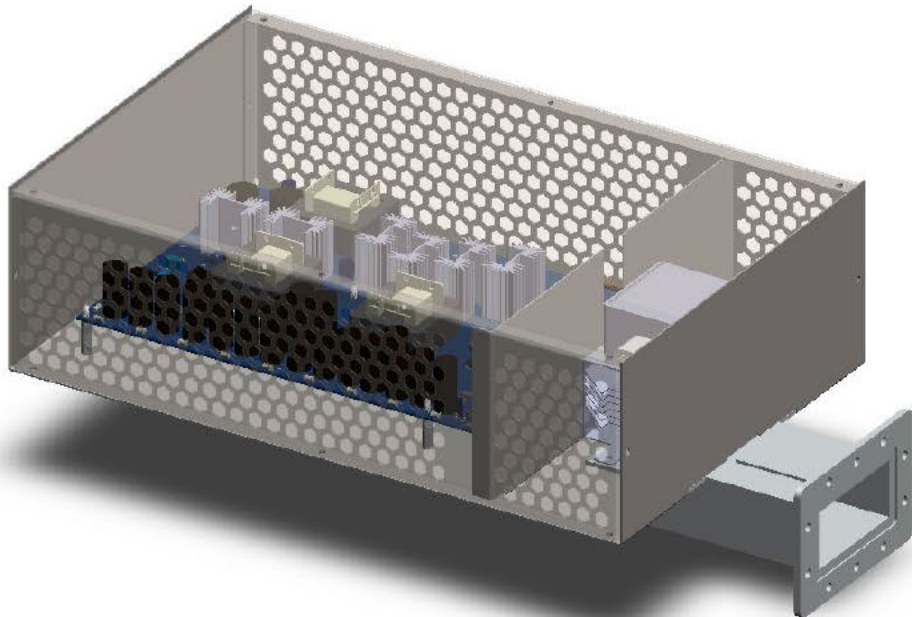

A photo of an actual rear view of the power supply enclosure for the InnoSys magnetron power supply.



Safety Considerations the InnoSys magnetron power supply.



- As can be seen from the previous slides, the high voltage connectors are not shown in the photo of the rear of the enclosure.
- It was decided to increase the safety and safeguards for the power supply and magnetron that the power supply and magnetron would be integrated/combined into a single enclosure instead of separate enclosures.
- By integrating/combining the power supply and magnetron and RF launcher flange into a single enclosure, all external high voltage, high current cable are eliminated further reducing risk to humans.
- The photo on the left shows a unit with an integrated magnetron and power supply. Attached to an attenuated monitor port of the unit is a RF sensor that can be used to read the output power.



- To address the additional safeguards and safety considerations we are designing a new combined combo enclosure that does not have any external cables and will allow the InnoSys power supply and magnetron to be sold as a self enclosed unit that only requires prime power and low voltage control and monitor signals.
- As mentioned previously, the InnoSys power supply has a number of protection and safety features and safeguards incorporated into the power supply which enable the protection of the power supply, itself, the magnetron, the system environment that the magnetron is in and, most importantly, humans who are interacting with, among other things, the high voltage and high power being used to generate and produce high power RF microwave energy.

Summary

- We have been researching and developing high voltage/current power supplies nuclear physics and other applications.
- We have encountered challenges with supply chains especially in electronic parts. We have been able to work past these supply chain issues.
- We have successfully built several versions of the power supplies.
- The power supplies work at full power (and also at lower powers) with the water load for 2.45 GHz.
- We have pivoted a little to focus on safety, protection and safeguards.
- We have implemented both 0 to 100% full scale for both the magnetron and the filament/heater current controls.
- We are basically on track programmatically.
- We appreciate your questions, input and feedback – Thank you.

19

Thank you for your time and attention today

Acknowledgements and Appreciation to
Dr. Michelle Shinn
and the DOE NP Program
Including Dr. Manouchehr Farkhondeh
and Brenda May

Questions?