

PAMS/E-Link Systems Integration

October 2025



U.S. DEPARTMENT
of **ENERGY**

Office of
Science

[Energy.gov/science](https://energy.gov/science)

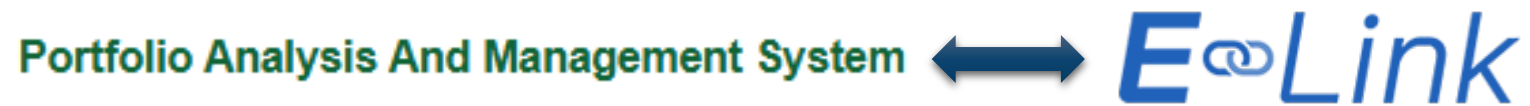
Enhancing Research Transparency

- The DOE Office of Science (SC) is enhancing transparency in the basic research it sponsors in the physical sciences by making more information about our research awards publicly accessible
- Improved research transparency will promote scientific **collaboration** while building **trust** and fostering **accountability** with the American people
- On July 12, 2025, the SC Portfolio Analysis and Management System (PAMS) began publicly sharing more information about our research program, including:
 - Public abstracts for both SC grants and laboratory awards
 - Annual public research performance progress reports for SC grants
- On October 4, 2025, the SC **Portfolio Analysis and Management System (PAMS) launched integration with Energy Link (E-Link)**, DOE's submission system for scientific and technical information (STI), managed by the Office of Scientific and Technical Information (OSTI)
 - Provides an efficient “one-stop shop” for submitting research products for annual progress reporting to the agency and dissemination of research results to the public
- Future updates will implement public progress reports for SC Laboratory Awards



Streamlining Required Public Reporting

- SC Financial Assistance Award recipients are required to provide scientific and technical products and a public Final Technical Report to OSTI through [E-Link](#)
 - The [OSTI.gov](#) portal makes this information publicly available
- Awardees are also required to report research products as part of their annual Research Performance Progress Report (RPPR), which generates a Public Progress Report



- The PAMS/E-Link system integration streamlines and enhances the process of reporting scientific and technical products
 - Awardees will not need to report the same product in two different systems
 - E-Link capabilities to insert metadata based on persistent identifiers makes product reporting easier
 - PAMS and E-Link share information to further streamline reporting and enhance findability of data

PAMS/E-Link Interface Reportable Product Types

Products with both RPPR and STI reporting requirements are highlighted in **bold red**

Publication

- **Journal Article** (*STI after accepted for publication*)
- **Book**
- **Book Chapter**
- **Thesis/Dissertation**
- **Conference Paper/Presentation**
- Website
- Other Publication

Intellectual Property

- **Patent***
- Invention
- License

Technologies or Techniques

- Technology or Technique

Other Products

- **Databases**
- **Data and Research Material**
- Technical Report
- Audio or Video
- Education Aids or Curricula
- Evaluation Instruments
- Instruments or Equipment
- Models
- Physical Collections
- Protocols
- **Software or Netware****
- Survey Instruments
- Other Award Product

Notes:

* Patent STI information pulled from U.S. Patent and Trademark Office

** Software STI is submitted through DOE CODE, not E-Link



Navigating from PAMS to E-Link

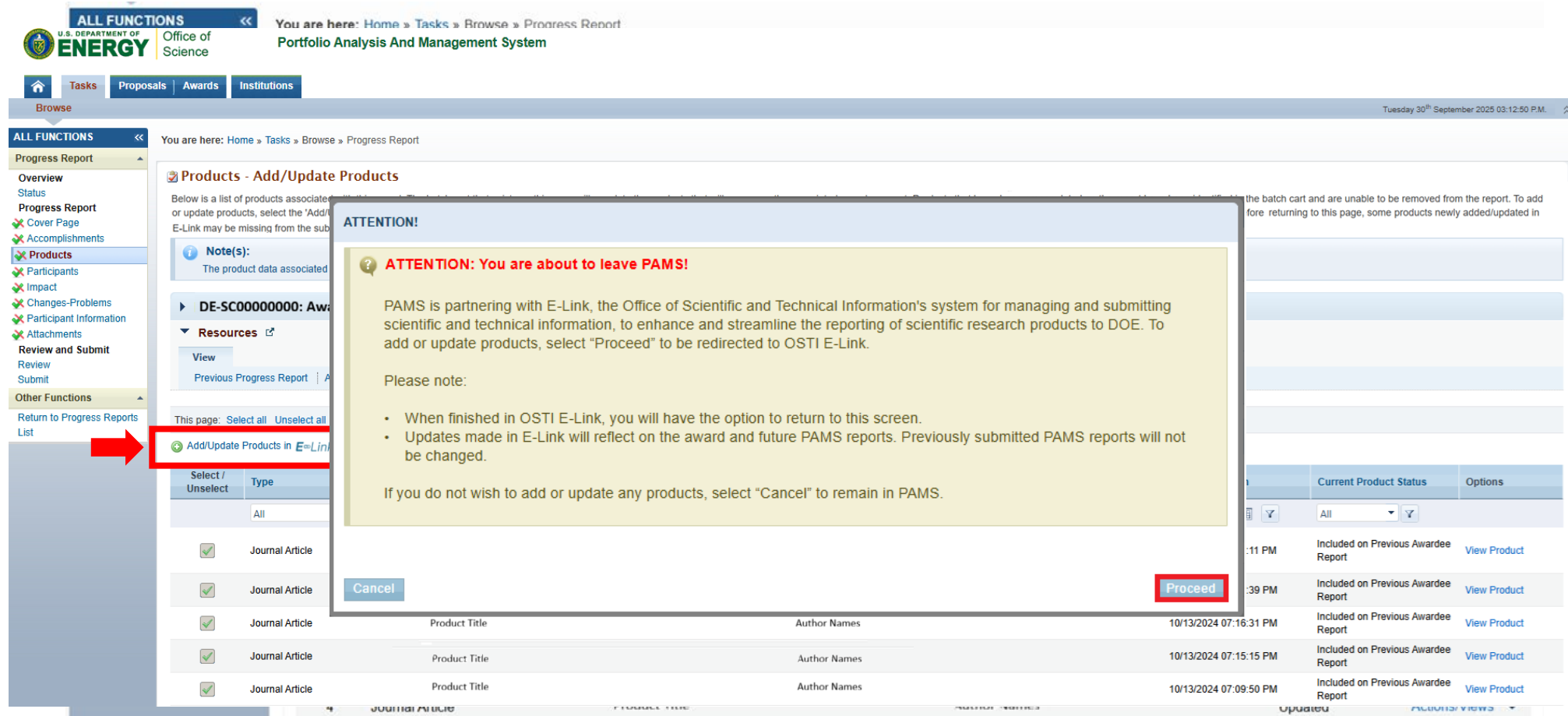
SC awardees are encouraged to log in to PAMS to begin product reporting!

PAMS/E-Link connection points:

1. Progress Report Task

2. Renewal Proposal Products

3. Award Folder



Navigating from PAMS to E-Link

SC awardees are encouraged to log in to PAMS to begin product reporting!

PAMS/E-Link connection points:

1. Progress Report Task

2. Renewal Proposal Products

3. Award Folder

U.S. DEPARTMENT OF ENERGY | Office of Science | Portfolio Analysis And Management System

Tasks | Proposals | Awards | Institutions

Browse

You are here: Home » Tasks » Browse » Progress Report

Products - Add/Update Products

Below is a list of products associated with this award. The batch cart that exists on this page will populate the products that will appear on the associated awardee report. Products that have been prepopulated on the report have been identified in the batch cart and are unable to be removed from the report. update products, select the 'Add/Update Products in E-Link' link to navigate to E-Link. Once you have finished your additions/updates in E-Link, you will be navigated back to this page. Please note that if the awardee report task is completed before returning to this page, some products newly added/updated in E-Link may be missing from the submitted Awardee report. Your products will still be reported as STI and will appear in PAMS on your Award Products - List. (- View Less)

Note(s):
The product data associated to this award was last synced on 9/30/2025 2:10 PM ET

DE-SC00000000: Award Title

Resources

View
Previous Progress Report | Award Access | Last Awarded Proposal

This page: Select all | Unselect all | 5 Products Selected (View)

Add/Update Products in E-Link

Select / Unselect	Type	Title/Description	Author(s)	Last Updated On	Current Product Status	Options
<input checked="" type="checkbox"/>	Thesis/Dissertation	Product Title	Author Names	5/31/2024 04:46:25 PM	Included on Previous Awardee Report	View Product
<input checked="" type="checkbox"/>	Journal Article	Product Title	Author Names	5/31/2024 04:43:59 PM	Included on Previous Awardee Report	View Product
<input checked="" type="checkbox"/>	Journal Article	Product Title	Author Names	5/31/2024 04:40:41 PM	Included on Previous Awardee Report	View Product
<input checked="" type="checkbox"/>	Journal Article	Product Title	Author Names	5/31/2024 04:39:03 PM	Updated by Awardee	View Product
<input checked="" type="checkbox"/>	Journal Article	Product Title	Author Names	5/31/2024 04:38:23 PM	Updated by Awardee	View Product



Navigating from PAMS to E-Link

SC awardees are encouraged to log in to PAMS to begin product reporting!

PAMS/E-Link
connection
points:

1. *Progress
Report Task*

2. *Renewal
Proposal
Products*

3. *Award
Folder*



Products - List

Below is a list of products associated with this award. To add or update products, select the 'Add/Update Products in E-Link' link to navigate to E-Link. Once you have finished your additions/updates in E-Link, you will be navigated back to this page and be able to see your updates reflected. (- View Less)

Note(s):
The product data associated to this award was last synced on 9/30/2025 3:36 PM ET

DE-SC00000000: Award Title Award Status: Active

Resources [View](#)

[Program Contact Info](#) | [Public Abstract](#)

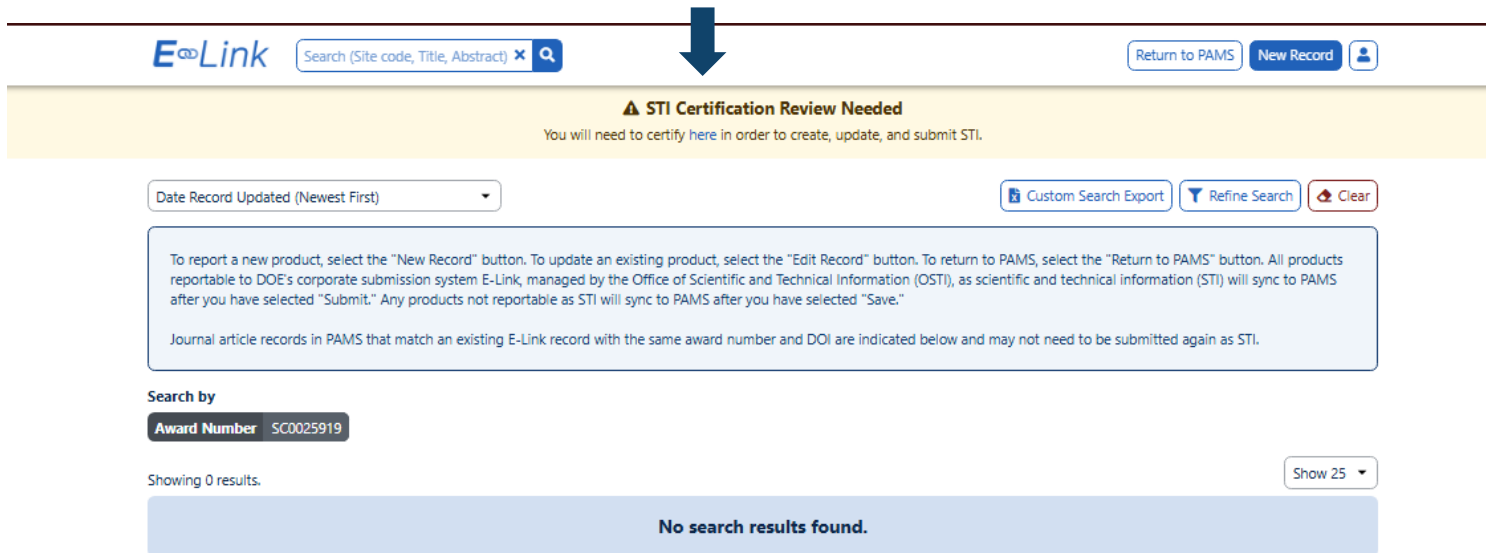
Add/Update Products in E-Link

Type	Title/Description	Author(s)	Last Updated On	Current Product Status	Options
All				All	
Journal Article	Product Title	Author Names	6/19/2025 02:01:13 PM	Included on Awardee Report	View Product
Website	Product Title	Author Names	2/5/2024 04:35:35 PM	Updated by Awardee	View Product
Journal Article	Product Title	Author Names	6/22/2022 09:50:07 AM	Included on Awardee Report	View Product
Journal Article	Product Title	Author Names	6/22/2022 09:37:17 AM	Included on Awardee Report	View Product
Thesis/Dissertation	Product Title	Author Names	6/22/2022 08:57:04 AM	Included on Awardee Report	View Product
Conference Paper/Presentation	Product Title	Author Names	2/2/2021 09:58:54 AM	Updated by Awardee	View Product



E-Link STI Certifications

On your first visit to E-Link, follow the **link in the top banner** and **submit your certifications** to enable adding, editing, and submitting STI records



The screenshot shows the E-Link homepage. At the top, there is a navigation bar with the E-Link logo, a search bar, and links for 'Return to PAMS' and 'New Record'. A blue arrow points from the text 'link in the top banner' to a yellow banner that reads 'STI Certification Review Needed'. Below this banner, there is a search section with a dropdown menu for 'Date Record Updated (Newest First)', buttons for 'Custom Search Export', 'Refine Search', and 'Clear'. A text box provides instructions on how to report a new product, update an existing product, or return to PAMS. Below the text box, there is a 'Search by' section with a button for 'Award Number' and a text input field containing 'SC0025919'. A 'Showing 0 results.' message is displayed, followed by a blue box that says 'No search results found.' and a 'Show 25' dropdown menu.



The screenshot shows the E-Link 'Certifications' page. At the top, there is a navigation bar with the E-Link logo, a search bar, and links for 'Return to PAMS' and 'New Record'. Below this, there is a blue banner that reads 'Certifications'. A yellow banner below that reads 'You must certify the following statements in order to Add/Edit/Submit STI in E-Link.' The page is titled 'Grantee Certifications' and contains several certification statements, each with a checkbox. A green arrow points from the text 'submit your certifications' to a blue button at the bottom right that reads 'Submit Certifications'.

Certifications

You must certify the following statements in order to Add/Edit/Submit STI in E-Link.

Grantee Certifications

☐ As a user of E-Link, I certify that any STI records submitted to OSTI through this account meet the following conditions:

I represent and warrant that the scientific and technical information (STI) being submitted does NOT contain any of the following: Protected Personally Identifiable Information (PII), limited rights data, classified information, information subject to export control classification, or other information not subject to public release. Limited rights data means data (other than computer software) developed at private expense that embody trade secrets or are commercial or financial and confidential or privileged. SBIR/STTR Protected Data and other data subject to statutory data protection authorized by the award may be submitted, provided such data is properly marked and identified during submission. Submissions must not contain any "Proprietary" "Confidential" or "Business Sensitive" markings or similar restrictive markings not authorized by the applicable government agreement; I acknowledge that DOE has the right to cancel or ignore such markings.

☐ I certify that I understand that this data is subject to immediate public release, although the Department may delay publication for a period of time to allow for corrective markings.

☐ I certify that the attached article is NOT the publisher's final, copyrighted version of record for the article (unless Open Access/Creative Commons (CC-BY) licensing is indicated). I understand that DOE Policy calls for the manuscript submission to occur after peer-review and final acceptance by the publisher.

I certify that, in any agreements that I have made with the journal, I have retained the right to deposit this version of the manuscript with DOE, so that it may be appropriately tagged and made available to the public; or, I otherwise am legally authorized to deposit this manuscript for the purposes described.

☐ I certify that I understand that after the release date described herein, the Federal Government may use, and authorize others to use on its behalf, for government purposes including public release, SBIR/STTR data that was protected during the SBIR/STTR Protection period.

☐ I acknowledge that on or after the release date provided above or at the end of the maximum protection period allowed under the applicable government agreement, whichever is earlier (referred to hereafter as "the effective release date"), the technical report will become available to the public. While DOE may provide a reminder of a pending public release of the technical report on or after the effective release date, I acknowledge the DOE has the right to publicly release the technical report on or after the effective release date without notice to or approval from me as the submitter of this report.

[Submit Certifications](#)



E-Link Landing Page

The E-Link landing page will show a list of all products associated with your award

- Click **“New Record”** to submit something new
- Click **“Return to PAMS”** when product entry is complete
 - STI products must be “Submitted” to sync to PAMS
 - Non-STI products must be “Saved” to sync to PAMS
 - Each product entry screen provides specific instructions

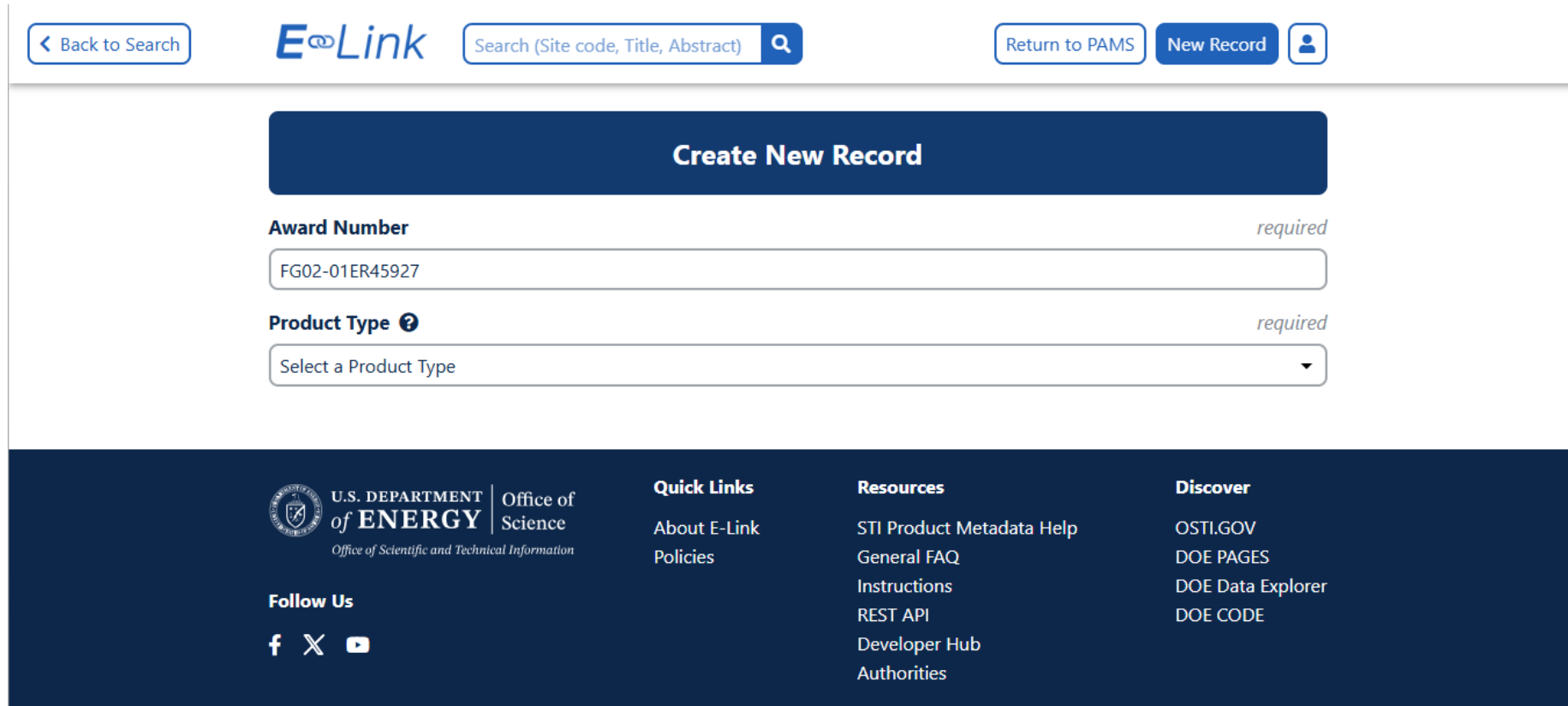
The screenshot shows the E-Link landing page. At the top, there is a search bar with the text 'Search (Site code, Title, Abstract)'. To the right of the search bar are two buttons: 'Return to PAMS' and 'New Record'. A green arrow points to the 'Return to PAMS' button, and a blue arrow points to the 'New Record' button. Below the search bar is a dropdown menu for 'Date Record Updated (Newest First)'. To the right of the dropdown are three buttons: 'Custom Search Export', 'Refine Search', and 'Clear'. Below these buttons is a text box with instructions: 'To report a new product, select the "New Record" button. To update an existing product, select the "Edit Record" button. To return to PAMS, select the "Return to PAMS" button. All products reportable to DOE's corporate submission system E-Link, managed by the Office of Scientific and Technical Information (OSTI), as scientific and technical information (STI) will sync to PAMS after you have selected "Submit." Any products not reportable as STI will sync to PAMS after you have selected "Save." Journal article records in PAMS that match an existing E-Link record with the same award number and DOI are indicated below and may not need to be submitted again as STI.'

Below the text box is a section titled 'Search by' with a dropdown menu set to 'Award Number' and a value of 'SC00000000'. Below this is a message 'Showing 1 through 25 of 41 results.' and a 'Show 25' dropdown. Below the message is a table with the following columns: ORIGIN, ACTION, OSTI ID, TITLE, DOI, PRODUCT TYPE, STATUS, and FULL TEXT. The table contains 8 rows of data, each with a 'PAMS' origin, an 'Edit Record' button, an 'OSTI ID', a 'Product Title', a 'Digital Object Identifier', a 'PRODUCT TYPE' (Journal Article, Website, or Thesis/Dissertation), a 'STATUS' (Saved), and a 'FULL TEXT' link.



Creating a New Record

- Clicking “New Record” will let you select what product type you are reporting
- Clicking “Back to Search” at any time will take you to the E-Link Landing Page



The screenshot shows the E-Link web interface for creating a new record. At the top, there is a navigation bar with a 'Back to Search' button, the E-Link logo, a search bar with the placeholder 'Search (Site code, Title, Abstract)', and buttons for 'Return to PAMS', 'New Record', and a user profile icon. Below the navigation bar is a large blue button labeled 'Create New Record'. The form contains two required fields: 'Award Number' with the value 'FG02-01ER45927' and 'Product Type' with a dropdown menu showing 'Select a Product Type'. The footer is a dark blue section containing the U.S. Department of Energy logo and 'Office of Science' text, social media icons for Facebook, X, and YouTube, and four columns of links: 'Quick Links' (About E-Link, Policies), 'Resources' (STI Product Metadata Help, General FAQ, Instructions, REST API, Developer Hub, Authorities), and 'Discover' (OSTI.GOV, DOE PAGES, DOE Data Explorer, DOE CODE).

[Back to Search](#) **E-Link** [Return to PAMS](#) [New Record](#)

Create New Record

Award Number *required*

Product Type *required*

U.S. DEPARTMENT of ENERGY | Office of Science
Office of Scientific and Technical Information

Follow Us

Quick Links
[About E-Link](#)
[Policies](#)

Resources
[STI Product Metadata Help](#)
[General FAQ](#)
[Instructions](#)
[REST API](#)
[Developer Hub](#)
[Authorities](#)

Discover
[OSTI.GOV](#)
[DOE PAGES](#)
[DOE Data Explorer](#)
[DOE CODE](#)

PAMS/E-Link Product Synchronization

Products in **bold red** must be “Submitted” to sync to PAMS, all other products sync when “Saved”

Publication

- **Journal Article** (*STI after accepted for publication*)
- **Book**
- **Book Chapter**
- **Thesis/Dissertation**
- **Conference Paper/Presentation**
- Website
- Other Publication

Intellectual Property

- Patent*
- Invention
- License

Technologies or Techniques

- Technology or Technique

Other Products

- **Databases**
- **Data and Research Material**
- Technical Report
- Audio or Video
- Education Aids or Curricula
- Evaluation Instruments
- Instruments or Equipment
- Models
- Physical Collections
- Protocols
- Software or Netware**
- Survey Instruments
- Other Award Product

Notes:

** Patent STI information pulled from U.S. Patent and Trademark Office*

*** Software STI is submitted through DOE CODE, not E-Link*

Journal Articles

- Journal Articles are STI products if their publication status is “Accepted,” “Awaiting Publication,” or “Published,” but non-STI in earlier statuses
 - The required metadata fields will automatically change based on the reported publication status
- Certain fields in all records are prepopulated based on the PAMS data for your award
 - Award number, Originating research organization, Sponsoring organization, Point of contact information
 - All prepopulated fields are editable
- For products with a DOI, enter your DOI and click “**Auto-Populate Metadata**” to take advantage of E-Link’s metadata lookup!

E-Link Search (Site code, Title, Abstract) [Return to PAMS](#) [New Record](#)

Create Journal Article

Required Fields

- Instructions
- Record Information
 - ☒ Award Number
 - ☒ Title
 - ☒ Description
 - ☒ Journal Name
 - ☒ Publication Status
 - ☒ Peer Reviewed Flag
 - ☒ DOE Supported
- Author & Contributor
 - ☒ Author & Contributor
- Organization(s)
 - ☒ Originating Research Org(s)
 - ☒ Sponsoring Org(s)
- Upload Full Text
 - ☒ Full Text
- STI Product/Funding Identifier(s)
- Publisher Information
- Document Origin Information
 - ☒ Language(s)
- Related Document Information
- Certifications
- POC
 - ☒ Name and/or Position
 - ☒ Email
 - ☒ Organization

[Save](#) [Submit](#)

Instructions

Journal Articles are reportable to E-Link as STI if their publication status is “Accepted,” “Awaiting Publication,” or “Published.” If reportable as STI, all required fields must be completed before selecting “Submit” to send your product to a Releasing Official and sync this product to PAMS. If not reportable as STI, complete all required fields and select the “Save” button to sync this product to PAMS. When you are finished reporting products, select the “Return to PAMS” button to navigate back to the PAMS system.

Record Information

Award Number required
SC00000000

Product Type
Journal Article

Journal Type
Accepted Manuscript

Publication Date
☒ Full Date
☐ Period & Year

Full Date
mm/dd/yyyy



Digital Object Identifier (DOI) required
If a DOI has already been assigned, provide it here.
Digital Object Identifier [Auto-Populate Metadata](#)

Report/Product Number(s) ?
Type here

Title required
Sup 1 Sub 1 Bold Italic Special Characters
test

Title Preview
test

Navigating While Creating or Editing a Product

- The “Required Fields” section on the left of each product screen helps you quickly navigate through the product record
 - Each section is a clickable button allowing you to jump to that section
 - Specific required elements of a section show a green check mark  if complete or a red X  if incomplete
- Validations help ensure accurate and complete data entry
 - Certain fields are checked for validity during data entry
 - Clicking “Save” for non-STI products or “Submit” for STI products will also provide messages about missing or incomplete information



The sidebar titled "Required Fields" contains several sections, each with a button to navigate to that section. The sections and their status are as follows:

- Instructions** (button)
- Record Information** (button)
 - Award Number 
 - Title 
 - Description 
 - Journal Name 
 - Publication Status 
 - Peer Reviewed Flag 
 - DOE Supported 
- Author & Contributor** (button)
 - Organization(s)** (button)
 - Originating Research Org(s) 
 - Sponsoring Org(s) 
 - STI Product/Funding Identifier(s) (button)
- Publisher Information** (button)
- Document Origin Information** (button)
 - Language(s) 
- Related Document Information** (button)
- Certifications** (button)
- POC** (button)
 - Name and/or Position 
 - Email 
 - Organization 
- Save** (button)
- Delete Draft** (button)

Completing Submission of Journal Articles

- RPPR reporting requires responding to the “Peer Reviewed?” and “Acknowledgement of DOE Support?” questions
- STI journal articles require uploading the accepted manuscript and completing the “Certifications” for submission
- Make sure to “Save” or “Submit” as appropriate to complete the process!

Publication Status *required*

[Select a status] ▼

Peer Reviewed? *required*

[Select a status] ▼

Acknowledgement of DOE Support? *required*

[Select support status] ▼

Upload Full Text

Full Text *required*

FILE MEDIA TITLE

Choose File No file chosen (Optional) Media Title

+ Add A File

Certifications

☐ As a user of E-Link, I certify that any STI records submitted to OSTI through this account meet the following conditions: *required*

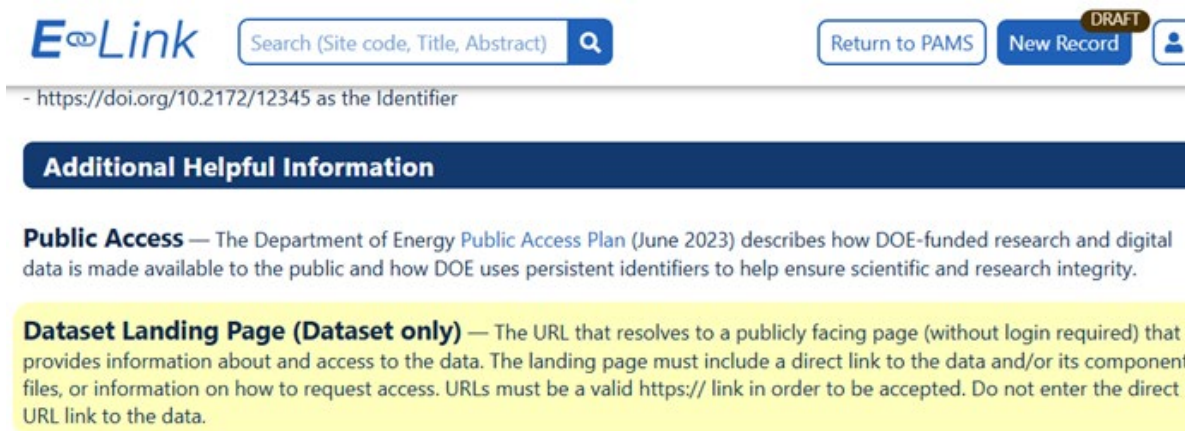
I represent and warrant that the scientific and technical information (STI) being submitted does NOT contain any of the following: Protected Personally Identifiable Information (PII), limited rights data, classified information, information subject to export control classification, or other information not subject to public release. Limited rights data means data (other than computer software) developed at private expense that embody trade secrets or are commercial or financial and confidential or privileged. SBIR/STTR Protected Data and other data subject to statutory data protection authorized by the award may be submitted, provided such data is properly marked and identified during submission. Submissions must not contain any "Proprietary" "Confidential" or "Business Sensitive" markings or similar restrictive markings not authorized by the applicable government agreement; I acknowledge that DOE has the right to cancel or ignore such markings.

☐ I certify that the attached article is NOT the publisher's final, copyrighted version of record for the article (unless Open Access/Creative Commons (CC-BY) licensing is indicated). I understand that DOE Policy calls for the manuscript submission to occur after peer-review and final acceptance by the publisher. *required*

I certify that, in any agreements that I have made with the journal, I have retained the right to deposit this version of the manuscript with DOE, so that it may be appropriately tagged and made available to the public; or, I otherwise am legally authorized to deposit this manuscript for the purposes described.

Data Products

- Publicly available “Databases” and “Data and Research Material” products are reportable as STI
- OSTI’s Persistent Identifier (PID) services will create a digital object identifier (DOI) for any reported data products that do not already have a DOI assigned
 - For OSTI to create a DOI, a Dataset Landing Page must be provided!



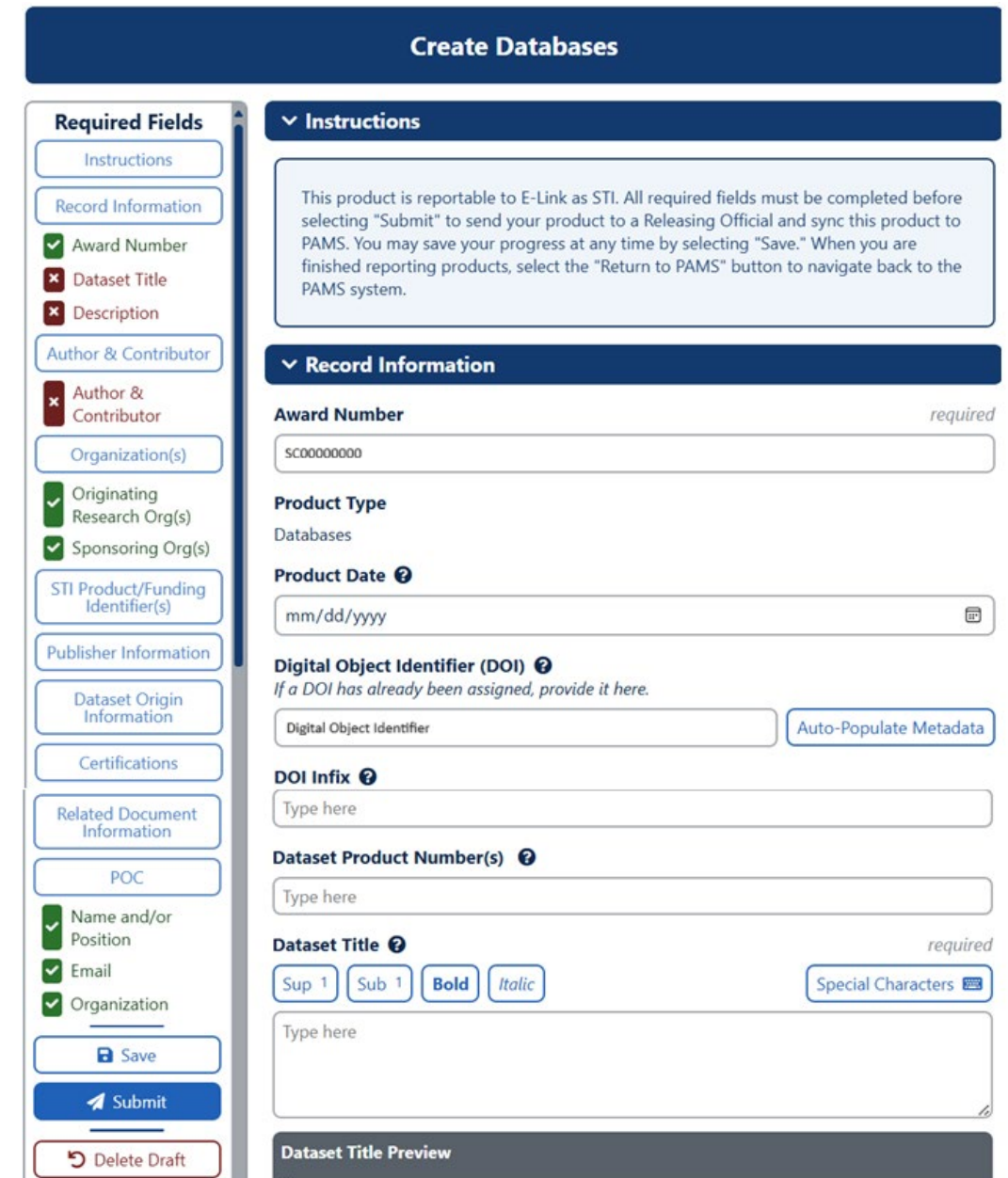
E-Link Search (Site code, Title, Abstract) Return to PAMS New Record DRAFT User Icon

- <https://doi.org/10.2172/12345> as the Identifier

Additional Helpful Information

Public Access — The Department of Energy Public Access Plan (June 2023) describes how DOE-funded research and digital data is made available to the public and how DOE uses persistent identifiers to help ensure scientific and research integrity.

Dataset Landing Page (Dataset only) — The URL that resolves to a publicly facing page (without login required) that provides information about and access to the data. The landing page must include a direct link to the data and/or its component files, or information on how to request access. URLs must be a valid <https://> link in order to be accepted. Do not enter the direct URL link to the data.



Create Databases

Instructions

This product is reportable to E-Link as STI. All required fields must be completed before selecting "Submit" to send your product to a Releasing Official and sync this product to PAMS. You may save your progress at any time by selecting "Save." When you are finished reporting products, select the "Return to PAMS" button to navigate back to the PAMS system.

Record Information

Award Number required

Product Type
Databases

Product Date ?

Digital Object Identifier (DOI) ?
If a DOI has already been assigned, provide it here.
 Auto-Populate Metadata

DOI Infix ?

Dataset Product Number(s) ?

Dataset Title ? required
 Bold Italic Special Characters

Dataset Title Preview
...

Required Fields

- Instructions
- Record Information
 - ☒ Award Number
 - ☒ Dataset Title
 - ☒ Description
- Author & Contributor
 - ☒ Author & Contributor
 - Organization(s)
- Originating Research Org(s)
- Sponsoring Org(s)
- STI Product/Funding Identifier(s)
- Publisher Information
- Dataset Origin Information
- Certifications
- Related Document Information
- POC
 - ☒ Name and/or Position
 - ☒ Email
 - ☒ Organization

Save Submit Delete Draft



Software or NetWare

- Reported Software or NetWare will be synced to PAMS and appear on progress reports, but will not be fully submitted as STI
- Software is reportable as STI through DOE CODE



Create Software or NetWare

Required Fields

Instructions

✖ Description

Organization(s)

✓ Originating Research Org(s)

✓ Sponsoring Org(s)

Save

Instructions

To report your scientific software as STI, please go to DOE CODE and create an account (<https://www.osti.gov/doecode/>). Once your account is created, you can submit all DOE-funded scientific software to DOE CODE to satisfy your software STI submission requirements. Complete all required fields and select the "Save" button to sync this product to PAMS. When you are finished reporting products, select the "Return to PAMS" button to navigate back to the PAMS system.

Record Information

Award Number required

Product Type
Software or NetWare

Description ? required

Sup 1 Sub 1 Bold Italic

Special Characters

Type here

Non-STI Product Submission

- Non-STI products only need to be “Saved” to be synced to PAMS
- Validations for RPPR reporting requirements will be triggered when clicking “Save”
- Each product type includes Instructions that describe what state is necessary to sync to PAMS

The screenshot shows the 'Create License' form in the E-Link system. At the top, there is a search bar and navigation links for 'Return to PAMS' and 'New Record'. The form is divided into several sections: 'Required Fields' (with checkboxes for Award Number, Title, License Status, Originating Research Org(s), and Sponsoring Org(s)), 'Instructions' (explaining that the product is not reportable as STI and must be saved to sync to PAMS), 'Record Information' (containing fields for Award Number, Product Type, License, Title, License Status, Application Date, Date Issued, License Assignee(s), and Organization(s)), and a 'Save' button. The 'Title' field has a preview section below it. The 'Organization(s)' section includes a table for 'Originating Research Organization(s)' and a 'Show' dropdown set to '10 entries'.

The screenshot shows the 'Create Website' form in the E-Link system. It follows a similar layout to the 'Create License' form. The 'Required Fields' section includes checkboxes for Award Number, Website Title, URL, Originating Research Org(s), and Sponsoring Org(s). The 'Instructions' section is identical to the license form. The 'Record Information' section includes fields for Award Number, Product Type, Website, Website Title, Description, URL, and Organization(s). The 'Description' field has a preview section below it. The 'Organization(s)' section includes a table for 'Originating Research Organization(s)' and a 'Show' dropdown set to '10 entries'.



Returning to PAMS

- Clicking “Return to PAMS” will take you back to the screen you left PAMS from
- A “Note” at the top of the screen will provide the current status of the E-Link data sync
 - You may need to wait a minute and refresh the page to see all of your updates appear!
- Once you confirm that all products are synced, you can complete your work in PAMS

Products - List

Below is a list of products associated with this award. To add or update products, select the 'Add/Update Products in E-Link' link to navigate to E-Link. Once you have ([+ View More](#))

Note(s):
The product data associated to this award was last synced on 9/30/2025 3:47 PM ET

DE-SC00000000: Award Title Award Status: Active

Resources [View](#)

Program Contact Info | Public Abstract

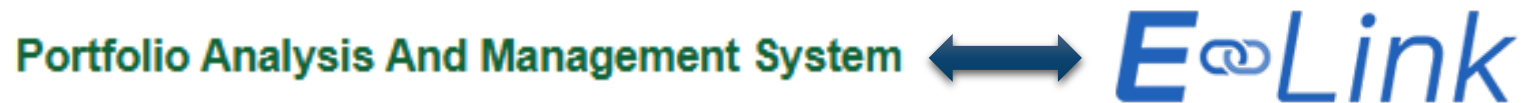
[+ Add/Update Products in E-Link](#)

Type	Title/Description	Author(s)	Last Updated On	Current Product Status	Options
All				All	
Website	Product Title	Author Names	9/30/2025 03:45:53 PM	Added by Awardee	View Product
Thesis/Dissertation	Product Title	Author Names	9/30/2025 03:44:21 PM	Added by Awardee	View Product
Journal Article	Product Title	Author Names	6/19/2025 02:01:13 PM	Included on Awardee Report	View Product
Website	Product Title	Author Names	2/5/2024 04:35:35 PM	Updated by Awardee	View Product
Journal Article	Product Title	Author Names	5/31/2023 11:42:37 AM	Included on Awardee Report	View Product
Conference Paper/Presentation	Product Title	Author Names	6/22/2022 09:37:17 AM	Included on Awardee Report	View Product



Continued Enhancements

- The PAMS/E-Link system integration streamlines and enhances the process of reporting scientific and technical products
 - Awardees will not need to report the same product in two different systems
 - E-Link capabilities to insert metadata based on persistent identifiers makes product reporting easier
 - PAMS and E-Link share information to further streamline reporting and enhance findability of data



- The current functionality will continue to be enhanced to benefit users of each system and further enhance transparency about the impacts of the research we support
- We are here to support you!
 - The PAMS Helpdesk is available from 9 am to 5:30 pm, Monday through Friday, at 855-818-1846 (toll-free), 301-903-9610, or sc.pams-helpdesk@science.doe.gov
 - The E-Link helpdesk is available at elink_Helpdesk@osti.gov